










With the MO-3500 Sumato,
sewing will never
end up being a hobby.

Stitch Patterns

With the MO-3500 Sumato, you can produce exquisite handcraft works using its wide variety of sewing patterns.

 4-Thread Overlock Uses 2 needles and 4 threads to securely sew together knitted fabrics.	 3-Thread Overlock This stitch prevents fabric from fraying.	 2-Thread Overcast Simply sew fabric edges with 2 threads to prevent fraying.
 3-Thread Rolled Hem The fabric edge is rolled, then covered with thread.	 3-Thread Narrow Overlock The fabric edge is rolled, then sewn with very narrow overlocking.	 Frill 3-Thread Rolled Hem With Diff. Feed Uses 3-thread rolled hemming and the differential feed on stretch fabrics to create richly designed articles.
 3-Thread Flatlock Use this stitch as an accent on clothes, interior items and accessories.		

Optional Attachments

 Blind Stitch Presser Foot Part No.40267374	 Universal Blind Stitch Presser Foot Part No.40149058	 Elasticator Presser Foot Part No.40267375	 Cording Presser Foot Part No.40138099	 Beading Presser Foot Part No.40138106
 Curved Beading Presser Foot Part No.40149059	 Piping Presser Foot Part No.40138103	 Gathering Presser Foot Part No.40138121	 Clear Presser Foot Part No.40267376	

MO-3500 Standard Specifications		
Number of threads	2/3/4 threads	
Needles	SCHMETZ 130/705 H or J.Lx2	
Seam width	4 thread overlock	5.5 ~ 7.5 mm
	3/2 thread overlock	Left needle 5.5 ~ 7.5 mm, Right needle 3.5 ~ 5.5 mm
	Rolled hem	2 mm
Stitch length	0.7 ~ 4 mm (Standard 2.5 mm)	
Differential feed	0.7 ~ N (1) ~ 2.0	
Presser foot lift	By lever 6 mm / 8 mm	
	By knee lifter 6 mm	
Sewing speed	Maximum 1,500 spm	
Light	2 LED lights	



Wide Table | Part No.40266709

JUKI
JUKI CORPORATION
2-11-1, TSURUMAKI, TAMA-SHI, TOKYO
206-8551, JAPAN
<https://www.juki.co.jp>

JUKI ECO PRODUCTS

This is an eco-friendly product which complies JUKI ECO PRODUCTS standards for protecting the environment.

●The sewing machine complies with the "JUKI Group Green Procurement Guidelines" on the use of hazardous substances, which is stricter than other restrictions, such as those of the RoHS Directive.

For details of JUKI PRODUCTS, refer to:
https://www.juki.co.jp/eco_e/index.html

*The RoHS Directive is an EU Directive limiting the use of 6 hazardous substances (lead, hexavalent chromium, mercury, cadmium, PBB and PBDE) in electrical and electronic equipment. The Juki Green Procurement Guideline is the voluntarily established criteria to eliminate not only the aforementioned six substances, but also other ones which also adversely affect the environment.

JUKI CORPORATION holds the rights to change technical specifications without prior notice. 2210(F)

MO-3500

2-Needle, 2/3/4-Threads, Differential Feed Overlock with Automatic Thread Supply and Easy Threader

JUKI

High Performance
Overedging with
Juki Smart Industrial
Technology

MO-3500 Sumato

1st in the World, Chain-off Thread Cutter



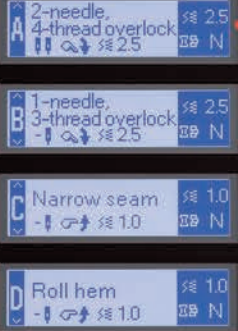
Thread tension adjustment and threading made easy with new features!

Automatic Thread Supply



Looper thread tension can be finely adjusted by turning the knob.


LCD Screen



Only by setting the stitch changeover knob to one of A through D, the needle that matches the selected stitch type and setting information for adjustment knobs are displayed.


The overlocker beautifully sews various stitch types such as overcasting and rolled hemming only by turning the stitch changeover knob to select the stitch type you want to sew. With the automatic thread supply that enables one-touch setting of thread tensions of four threads (upper and lower looper threads, right-needle thread and left-needle thread), the joy and efficiency of sewing will be greatly increased.

Easy Threader(Upper/lower looper threads)



Using the easy threader feature, easily thread the machine from the threading hole to the looper hole with the power of a strong whoosh of air sent from the electric motor. This amazing function makes it fast and easy when threading the upper and lower loopers.

Automatic Needle Threader(Right/left needle threads)



Even for the needle thread, overlocker users may want quick threading. With the automatic needle threader, threading is a breeze.

JUKI's evolving original features.

Chain-off Thread Cutter



Chain-off thread can be cut without using a pair of scissors. In addition to the manual cutting of chain-off thread with the handy cut button or the foot switch, automatic cutting is also possible by setting the chain-off thread length.

Auto Mode



Chain-off thread

The automatic chain-off thread cutting length can be set in 10 steps (from approximately 1 cm to 10 cm).

Micro-Lifter




(A) Used this function
(B) Not used this function

When using the micro lifter, it is possible to carry out sewing with the presser foot lifted up to 2.5mm. Elastic materials and delicate materials can be sewn beautifully with the presser foot lifted slightly.


High performance leads to reliable quality.

Inner Curve Sewing

The distance between the knife and the needle is 9.95 mm, that is the industry's smallest level of the knife-to-needle distance. With the supplied curve foot, you can handle the curved portions of the material smoothly and produce beautifully finished seams.



2-/3-Thread Conversion



It is possible to change over the stitch type to 2-thread sewing by pushing the 2-/3-thread changeover attachment to the left.

Adjustable Stitch Length/Differential Feed



Stitch length can be adjusted externally with ease even during sewing by means of the stitch length adjustment dial. Elastic materials can be finished beautifully by adjusting the differential feed adjustment dial. Differential feed can be adjusted even during sewing.



You can watch the operation support video.

MO-3500

Sumato

Specifications

Dimensions 350(W) x 310(D) x 340(H)mm
Weight(Machine Only) 11.2kg

Provided with the foot controller with separate foot switch functions, the knee-lifting lever and the soft cover.

Other Features


- Adjustable presser foot pressure
- Option to deactivate upper knife
- Safety feature preventing operation when the presser foot is upper position or the cover is open.
- Thread trimming blade
- Waste collector



Beautiful in appearance and easy to use. The overlocker takes your sewing to new heights.

Specifications designed with full consideration for you.

Wide Throat Area




The height of the throat is 68mm. Due to this height, the usability of the work space improved infinitely.

Bright Workspace



The workspace is brightly illuminated with LED lights mounted at two locations. The long-life and energy-efficient LED lights will not heat up even when used continuously for a long period of time.

Light Control Function



In addition to brightness, color temperature of the LED lights can also be adjusted between daylight color and soft white color. The LED light adjustment functions can also eliminate viewing difficulties caused by the combination of certain fabric and thread colors.

Magnet Needle Tray



This tray is useful as a place to temporarily put a needle when changing over the sewing method from the 2-needle sewing to 1-needle sewing, or when changing the needle.

Tractor Foot



This foot smoothly rides up on and down from the multi-layered part of the material while preventing stitch skipping at that part. Use the tractor foot for joining collars, shoulders, bottoms and sleeve cuffs.

Multi-Purpose Foot



Since the standard presser foot has a hole for attaching a tape, The overlocker is able to sew the material while inserting the stay tape.

Storage of Accessories



Accessories such as tweezers and a screwdriver can be stored inside the looper cover.

This overlocker can be operated by hand or foot.

NEW



Easy to Change the Settings

The settings of the maximum sewing speed, automatic chain-off thread cutting length, color temperature of the LED lights, and the operation of the overlocker when operated with the foot switch can be changed with ease by means of the LCD screen and operation buttons.

Knee-Lifting Lever



The presser foot can be moved up and down without using your hands. The presser foot can be lifted to 6 mm at the maximum to ensure easy placement and removal of the material. ※The maximum height of the presser foot with the hand lifter is 8 mm.

Foot controller with separate foot switch functions



The foot pedal controls speed adjustment, while the foot switch controls half-stitch, ultra-low speed stitch or chain-off thread cutting. The foot pedal and foot switch are independently adjacent to each other, so thread cutting can be continued after sewing is finished.

